



SERIE E36 HS

MINIATURE BLIND HOLLOW SHAFT ABSOLUTE SINGLETURN ENCODER



- Singleturn resolution up to 13 bits
- Magnetic technology
- External diameter 36,5 mm
- Blind hollow shaft \varnothing 6 mm or 8 mm
- Protection class IP64 according to DIN EN 60529
- Connection by cable (other cable length available)



Magnetic Encoder



Absolute Encoder



Miniature Encoder



Vibration and shock resistant



IP64

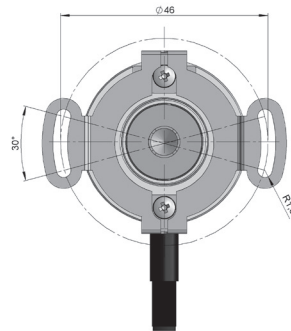
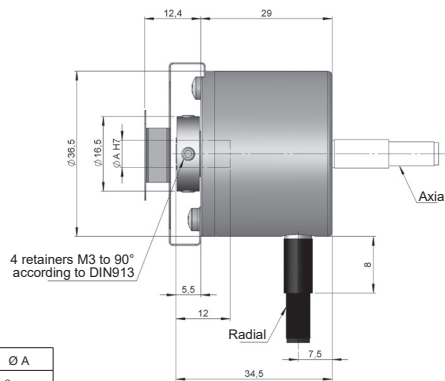


Temperature range
- 40°C



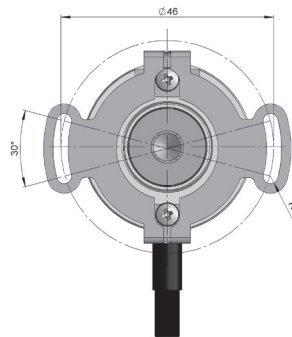
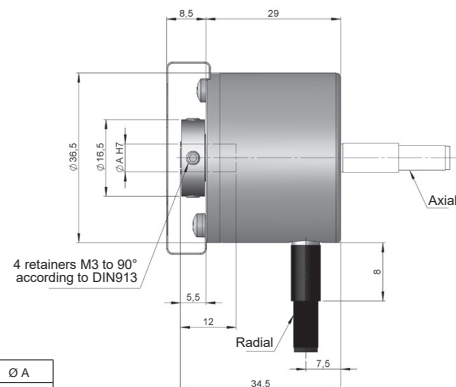
Express Delivery

Setscrew / Flexible flange (90.1037)



BLIND HOLLOW SHAFT	\varnothing A
1	6 mm
2	8 mm

Setscrew / Flexible flange (90.1111)



BLIND HOLLOW SHAFT	\varnothing A
1	6 mm
2	8 mm



SERIE E36 HS

MINIATURE BLIND HOLLOW SHAFT ABSOLUTE SINGLETURN ENCODER



REFERENCE

Reference example: E36HS-SSI-11231-12

Serie	Interface	Anti-rotation system	Blind-Hollow shaft	Connection	Code	Power Supply / Electronic output	Singleturn resolution	Special customer
E36HS -	SSI -	<input type="checkbox"/>	<input type="checkbox"/>	<input type="checkbox"/>	<input type="checkbox"/>	<input type="checkbox"/> -	<input type="checkbox"/> <input type="checkbox"/>	<input type="checkbox"/> <input type="checkbox"/>
	SSI. SSI	1. Flexible flange (90.1037) 2. Flexible flange (90.1111) (*)	1. Ø 6 mm 2. Ø 8 mm	1. Axial cable 2. Radial cable	1. Binary CW 2. Binary CCW 3. Gray CW 4. Gray CCW	1. 4,75...30 VDC / RS422	09. 9 bits 10. 10 bits 11. 11 bits 12. 12 bits 13. 13 bits	

Order your reference Step file 3D

info@encoderhohner.com
service available in 24 h

(*) Anti-rotation system type 1 (Flexible flange 90.1037) and 2 (Flexible flange 90.1111) supplied assembled.

MECHANICAL SPECIFICATIONS

Materials	Housing: Aluminium Flange: Aluminium Shaft: Stainless Steel
Bearings	Ballraces
Bearings lifetime	1x10 ¹⁰ rev.
Housing fixing	Flexible flange (included)
Permitted misalignment	±0.3 mm axial, ±0.2 mm radial (90.1037) ±0.2 mm axial, ±0.1 mm radial (90.1111)
Shaft fixing	Setscrew
Blind hollow shaft diameter	6 mm or 8 mm
Maximum number of revolutions permitted mechanically	6000 rpm - Standard 10000 rpm - Upon request 12000 rpm (≤ 12 bits) - Upon request
Protection against dust and splashes according to DIN EN 60529	IP64
Rotor inertia moment	10 gcm ²
Starting torque at 20°C (68°F)	≤ 0,01 Nm
Maximum load permitted on axial shaft	20 N
Maximum load permitted on radial shaft	40 N
Weight aprox.	0,08 Kg
Operating temperature range	-40°C to +105°C
Vibration according to DIN EN 60068-2-6	100 m/s ² (10Hz...2000Hz)
Shock according to DIN EN 60068-2-27	1000 m/s ² (6ms)
Axial or radial connection	2 meters cable (other cable lengths available on order)

SERIE E36 HS

MINIATURE BLIND HOLLOW SHAFT ABSOLUTE SINGLETURN ENCODER



ELECTRICAL SPECIFICATIONS

Interface



Electronic output	RS422
Power supply (VCC)	4,75...30 VDC
Consumption	≤ 100 mA
Code	Binary Gray
Protocol	SSI
Singleturn resolution	up to 13 bits
Absolute accuracy	±0,35°
Relative accuracy	±1,5 LSB
Max. load capability / channel	±20 mA
“Low” signal level	< 0,8 VDC
“High” signal level	2 ... 5,5 VDC
Frequency	50 kHz...2 MHz
Short circuit protection	Yes
Protection polarity inversion	Yes

CONNECTION



	Cable 8x0,14 mm ² 95.0008052
GND	White
VCC	Brown
DATA+	Yellow
DATA-	Pink
CLK+	Green
CLK-	Grey
PRESET*	Red
DIR**	Blue

(*) Apply a 4,75...30 VDC pulse (more than 1 ms) to set the encoder to Zero and reboot the encoder (turn off and then turn on the power supply).

(**) Connect to 4,75...30 VDC to change direction from default. If this input is not used, it should be connected to GND in order to avoid interferences. The encoder must be always rebooted (turn off and then turn on the power supply) after switching.